



Through the years, photography has seen the development of advanced features such as high shutter speeds, fast flash synchronization, multi-segment metering and more. And through these years, professionals have asked for these features in their cameras, but they could not be made available.

The reason was simple. Reliability and high performance — not advanced features — are the hallmarks of a Nikon professional camera. So, until such features could be made to perform to Nikon professional standards, they would not be offered.

Now, without sacrificing strength, reliability or performance, Nikon has combined a selection of the most desirable features into an exciting professional 35mm SLR... the F4.

Imagine. A fast 5.7 fps motor. Or an ultra-quiet film advance mode.

An ultra-high-speed shutter tested to 150,000 firings and offering 1/8000 sec. top speed as well as 1/250 sec. flash sync.

An interchangeable viewfinder system with virtually 100% frame coverage and built-in frame counter.



With Multi-Power High Speed Battery Pack MB-23 containing six AA type alkaline or NiCd batteries, or NiCd Battery Unit MN-37.

The Nikon F4

A choice of three metering systems: multi-segment Matrix metering, Center-Weighted metering and Spot metering.

Precise manual focusing with Electronic Rangefinder for focusing in light as low as EV minus 1. Plus fast and responsive automatic focusing that's perfect for action photography and special focusing situations.


A choice of all available exposure control methods, from Manual to Programmed, Shutter-Priority and Aperture-Priority.

Automatic fill-flash versatility with optional Nikon speedlights.

An up to 250-exposure Multi-Control Back offering such features as automatic exposure bracketing, data imprinting and more.

Plus assurance that the F4 can use your favorite, time-proven Nikon lenses and other Nikon System accessories.

Nikon heard you. The Nikon F4. Designed to take professional photographers into the future. If the "perfect picture-taking machine" could be invented, with the F4 it has been.



With High Speed Battery Pack MB-21
containing six AA-type alkaline or NiCd batteries



With Battery Pack MB-20
containing four AA-type alkaline batteries

The heritage.



Nikon has been at the service of professional photographers for more than thirty years. The F4 puts this heritage in your hands. A heritage embracing traditional Nikon high quality standards, sure and easy handling and reliability. Your passion for great photography and ours for great cameras have kept the Nikon image alive and growing. And now that image lives in the Nikon F4.

The Nikon F4. Because we understand.

The Nikon image. Nikon made its debut at the start of the second half of this century, startling international photojournalists with the quality of its Nikkor lenses and the dependability of its camera body design. Thus was born the Nikon legend. Nikon has kept this legend alive through the introduction of Nikon professional cameras both suited to and ahead of their times. You know about the Nikon F announced in 1959, the Nikon F2 in 1971, and the Nikon F3 in 1980. Through the years, Nikon has remained The Choice of the world's tough professionals. And now there's the F4. Proud bearer of Nikon tradition and history-making innovation.

The professional's true partner. The F4 is born into a tradition of rugged dependability. With its ergonomical body designed by Giugiaro, it handles even better than it looks (and it looks good!). One close look, and you

know instinctively how to use the F4. Everything's in place. There's such a friendly familiarity about this high-tech tool that once you hold it, you'll find it difficult not to try it. Somehow you sense this camera is *you*. Attuned to what you need, how you think, how you take pictures. All this — because you and Nikon have a great partnership going.

Nikon F lens mount. We don't have to tell you Nikon defies obsolescence. So all we'll say is that the F4 will work with AI-S lenses, AF Nikkor lenses and those with built-in micro-computers, as well as AI-modified lenses and even non-AI Nikkor lenses! We

designed the F4's Electronic Rangefinder and light metering system to work with most Nikon lenses. With virtually any Nikon lens, you'll have the F4 working. Talk of compatibility! Your investment in Nikon lenses is secure.



Because we feel responsible for your Nikon lenses.



The design.

You know design for design's sake is not the Nikon way. When we created the F4, we based its design on the recommendations of the world's professional photographers. You'll find the camera's shape functional through and through: form follows function. The feeling of weight perfectly balances with rock-solid stability. Your hands and your fingers feel instantly at home. The Nikon F4. Designed to serve as an extension of your hands directly connected with your imagination. It's made for you.



The shape you've always wanted.

Great to control. Hold the F4, and you'll find that it fits perfectly in your hands. We configured the grip, based on human psychology. Advanced computer-aided design went into every curve of the smooth, rounded surface. And as you'll see, the contoured dials and buttons are as pleasing to the eyes as they are easy to manipulate. To assure really ergonomic handling, we left no part of the F4's external surface ignored.

Defying obsolescence. We also examined every minute detail of the F4's operating parts — shape, touch, feel, place. And we decided we could defy the obsolescence that has been the fate of the basic operating parts of other cameras — parts to which professionals have been accustomed. So, on the F4 you'll find the shutter speed selection dial, exposure compensation dial, and mode selection levers as you've always liked them, but better and a bit more stylish.

The Nikon "feel". To enhance the "Nikon feel", we employed a tough rubber compound as the basic outer surface material. This makes for a comfortable, secure interface between camera and photographer. The rugged black matte finish gives the F4 that pro look.

Vertical-format shooting. The F4's MB-21, MB-22 and MB-23's own shutter release buttons let you conveniently release the shutter in vertical-format photography. Not only does the camera hold perfectly, the F4's Matrix Metering mercury sensors also know immediately that the camera is being held vertically — it then changes its computation algorithm for enhanced automatic exposure control.

Full-information, virtually 100% coverage viewfinder and high eyepoint! Virtually 100% of the image you see through the viewfinder will appear on the film. And because the standard finder is the high-eyepoint type, you can see the entire frame, including all comprehensive viewfinder information at a glance, even with your eye up to 22mm (nearly one inch) away. LCD viewfinder information includes: metering system in operation, shutter speed chosen, exposure mode selected, and electronic analog display for Manual mode, exposure compensation value, focus indication and flash ready-light. There's also ADR (Aperture Direct Readout), so you know what aperture you've set the lens to. Anything we missed? The other frame counter's in the viewfinder!




Touch and view designed for you.



Nikon F4 with AF Nikkor 50mm f/1.4D

The strength.



A professional camera cannot choose its working environment. Accordingly, the F4 is prepared to serve the world's demanding photographers. Whatever the assignment. With a rugged and durable camera body that will withstand the toughest conditions, the F4 will be at your service all through the year... year after year.

Built to take the worst punishment.



Solid die-cast body. The camera's backbone is a solid aluminum-alloy die-cast, chosen for its superb strength, rigidity and resistance to corrosion. The

thick-walled body configuration has been designed to endure vibrations. In addition to the main body, the mounting section of standard Multi-Meter Finder and the interchangeable hand grip have also been die-cast for maximum rigidity. All this assures that the precision parts, microelectronics and optical parts inside the body are dependably protected.

Shock absorber. The rubber compound body surface doubles as a shock absorber. In case of shock, the very firm yet resilient material used is instantly "transformed", then instantly "regains" its original shape. That means less possibility of external damage and, of course, minimum internal shocks.



Protected against mechanical and electrical damage. Every lever and dial of the F4 has been designed to resist intrusion by moisture or dust. The

microelectronics and mechanical movement are thus protected securely. Flash contacts on top of the finder unit incorporate a semiconductor switch to protect the contacts from possible electrical shocks due to the use

of large-capacity flash units.

Nikon-tough Pro-Tech shutter with performance you need. Designed and built by Nikon, the F4's electromagnetically controlled vertical-travel focal plane shutter enables super-fast operation up to 1/8000 sec. and 1/250 sec. flash sync with confidence and reliability. Of course, the shutter is built tough. Four of the eight shutter blades employ special epoxy plates with carbon fibers, and the others are made of tough aluminum alloy. They



are designed to maximize traveling speed while achieving the strength required for such extreme speeds. The Nikon Pro-Tech shutter can endure professional demand.




Tungsten-alloy shutter balancer. This special innovation ensures quick and efficient shutter curtain travel by absorbing vibrations which might blur pictures. Additionally, an efficient shutter braking system protects against shutter bounce.

Dual curtains. In ordinary cameras with vertical-travel focal-plane shutter, the film plane is covered by one multi-blade shutter curtain; with the Nikon F4, this multi-blade curtain is doubled, leaving virtually no room for light to slip past the edges of the curtain blades. This means the F4 allows you to perform a mirror-lockup shooting without the fear of such light leaks. A really professional consideration.

Because we can't compromise our professional standards.

The intelligence.

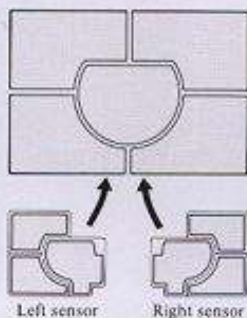


At the heart of your F4 is a computer. Inside are nine ICs including two 8-bit microcomputers and one 4-bit microcomputer. You'd think this is the largest computer system ever built into a 35mm SLR camera, and you'd be right. The software? You can depend on it — Nikon designed it specially for professional needs.

At last, a computer designed to serve professionals.



The F4's professional computer network. And for those of you who may have held reservations about computers built into cameras, the F4 is about to change your mind. You won't see them, they don't get in the way, but you'll be completely satisfied with the results you get. Results such as photos exposed precisely the way you want them, or impossible-to-focus subjects now in perfect focus. The F4's microcomputers instantly



the subject to be positioned at the center, the F4's Matrix Meter can work with any scene in which the subject is off-center. You'll see that Matrix Metering is, in fact, the automated simulation of a professional's technique for light metering.

Matrix Balanced Fill-Flash. Fill-flash is generally reserved for controlled conditions because for Manual operation, it can be very complicated. Matrix Balanced Fill-Flash enables balanced, correct exposure for both foreground subject and background, even in demanding, quick-changing situations. Whatever the ambient brightness configuration, the F4 intelligently determines the appropriate exposure value

process various data pertaining to exposure metering, focus detection and mechanical parts control. And wait 'til you start using Nikkor lenses with built-in microcomputers — lens-body interface has never suited your needs so perfectly. Super-fast computation is matched by outstandingly accurate results.

Matrix Metering. Based on Nikon's original design for multi-segment metering, the F4's Matrix Metering System advances towards professional perfection. The F4's five-segment computer-controlled matrix has more power. It can define more lighting/contrast conditions, especially for fill-flash photography. It can even sense the difference between horizontal and vertical composition, and adjusts metering algorithms accordingly. While virtually every other camera's metering systems requi

and the TTL flash exposure level. The result is a pleasing, natural-looking effect. Harsh shadows are filled in and main subject details are brought out to the fore... without losing the correct background exposure. The F4's built-in computer automatically adjusts the camera's shutter speed and lens aperture to correspond to exposure requirements.

And the beauty of it all is that Matrix Balanced Fill-Flash works with all AF, AI-S and AI Nikkor lenses. Just pick your Nikon speedlight — SB-26, SB-27, SB-23, SB-22, SB-20 or SB-16B.

You can shoot in bright light, twilight or at night. Of course, if and when you wish, you retain full Manual control with the F4's host of overrides.



Intelligence you can count on when you want to.

Nikon F4s with SB-26 Speedlight using wide flash adapter

The response.



A professional camera must respond in real time: to the speed of the subject, and to the photographer's mind and intention. With its fast and accurate focus detection capability, high shutter speeds — such as 1/8000 sec. and 1/250 sec. flash sync — and rapid-fire built-in motor, the F4 is poised to go into the fray with you. Together, you can change the shape and content of professional photography.

No other 35mm SLR camera on earth can keep up with the F4.

Focusing technique is a personal choice, but often conditions demand speed and precision beyond human ability. The F4 offers a selection of focusing tools to help meet the ever-changing demands of professional photography.

Electronic Rangefinder. Augments optional focusing methods, and is sensitive enough for focusing in light as dim as EV-1, the equivalent of less than one candlelight. Can your eyes focus in that kind of light?





Manual focusing. Use the standard Advanced Brite-View B screen, and focus with the clear matte screen or try the Electronic Rangefinder. Both operate naturally in traditional Manual focusing. If you prefer, there are interchangeable focusing screens, with your choice of optical rangefinder devices such as microprism and shade-free split-image rangefinder.



Automatic focusing. Perfect for quick-changing situations, remote photography, or when you simply want the fastest, most precise focusing possible. Use it creatively, or choose not to use it. It's simply another of the F4's tools, available at your discretion.

Focus tracking. A computer-assisted fol-



low-focus system which actually calculates the anticipated moving subject's position at the moment just before shutter operation. It's activated automatically when it senses moving subjects when you are on continuous autofocus low-speed operation, and it's automatically cancelled when subject speed becomes erratic. Viewfinder signals keep you informed of status. It's another important F4 tool, designed to expand your picture-taking universe.



Single/Continuous autofocus. Your choice of point-and-shoot fast autofocus, or continuous operation for tracking moving subjects. There's a focus/exposure lock for even more demanding situations.



High-performance built-in motor. Here it is — a high-speed motor drive you can't even see or won't have to attach, ever. And it makes film operation, from loading to ISO setting, automatic. Continuous High runs the F4 at up to 5.7 frames per second* (fps), enabling you to take as many slices of life as you like in a single moment. Continuous Low, up to 3.4 fps.* Single, up to 1 fps or as you like. Plus Continuous Silent for the quietest automatic film advance ever.

*With the Nikon High Speed Battery Pack MB-21 or the Nikon Multi-Power High Speed Battery Pack MB-23.

The Nikon F4 — ready for the action.



The sensitivity.

The tough Nikon F4 is sensitive even to the most delicate lighting. It is also sensitive to your sensitivity and that of your subject. That's why you get a choice of metering systems, MATRIX for mistake-free exposure even in harsh light, CENTRE-WEIGHTED for most subjects, which are normally centered. And SPOT for really painterly photography. Focusing? Considering that the F4 focus detection is sensitive to light as low as EV minus 1, don't be surprised if you get more and sharper pictures in available light than you ever did before.



Let the camera sense subject distance and brightness for you.

Sensitive focus detection. High-speed computers, Nikon's highest-performance coreless motor, and our Advanced AM200 Autofocus Sensor Module with 200 Charge-Coupled Device sensors combine to make the F4's autofocus system unparalleled in performance and dependability — in light as dim as EV minus 1. Using specially designed Nikon software, the computers process all autofocus data precisely. The compact, powerful coreless motor will drive the largest AF Nikkor telephoto lens effortlessly. Quick starts and stops assure super-fast, precise autofocus operation you can rely on even in fast-changing situations. The 200 superior-sensitivity CCD focus sensors not only enhance response speed — their diagonal configuration enables the F4 to detect a wide variety of normally difficult-to-focus subjects, quickly and accurately.



Precise Spot Metering. Positioned adjacent to the Advanced AM200's optical block is the Spot Metering sensor which senses a part of the light coming into the Advanced AM200. The metering area is an approx. 5mm-diameter circle in the viewfinder center — perfect when precise measurement of a particular portion of the subject is required. This metering mode is available with all of the F4's interchangeable viewfinders.



outlined by a 12mm circle, the F4's Center-Weighted

Performance-proven Center-Weighted Metering. Concentrating 60% of the meter's sensitivity into the center of the viewfinder

Metering offers you the dependable exposure metering system to which you've grown accustomed. Center-Weighted Metering is available with the F4's standard Multi-Meter Finder DP-20 and the optional AE Action Finder DA-20; it works perfectly with auto exposure lock control, too.




of perfection in the F4. It's perfect for balanced fill-flash

Extraordinary Matrix Metering. Nikon's pioneering multi-segment, fully automatic metering system reaches an advanced level of perfection in the F4. It's perfect for balanced fill-flash photography and will serve you well in special situations where precise metering is not your immediate concern. Also great for remote photography where lighting changes are highly unpredictable.

Adjustable TTL flash exposure level. The TTL sensor monitors the flash illumination exposed on the film surface during

shutter release. When a certain level of flash light reaching the film has been accomplished, the sensor commands the Nikon speedlight in use to terminate flash output. With daylight TTL flash control, the system integrates both flash and available light for total exposure control, providing balanced fill-flash with automatically selected fill ratios. Photographers have been doing this with complicated calculations derived from long experience; now they don't have to, because the F4's Matrix Balanced Fill-Flash feature offers suitable TTL flash exposure level automatically. Manual TTL flash level compensation from plus 1 to minus 3 EV fill ratios is even possible with the Nikon SB-26 Speedlight.


Don't let available light defeat you — depend on the F4.




The control.

With the F4, you remain the master of your photography. Take your pick of what the F4 offers from its full selection of exposure controls — full metered Manual, Aperture-Priority, Shutter-Priority, Normal Program and High-Speed Program. Plus exposure compensation and Auto Exposure lock. You select the exposure mode by lever, shutter speed by dial and you're all set.


You're in control even when the camera's doing it for you.



Manual Exposure. You set the shutter speed on the dial and the aperture on the lens. Any deviation from the metered exposure value (Matrix, Center-Weighted or Spot) is indicated in 1/3 EV steps in the viewfinder's LCD display. The display also shows the shutter speed set; the aperture set is visible in the ADR (Aperture Direct Readout) window.



Shutter-Priority Auto Exposure. The widest shutter speed selection ever. Take your pick from 1/8000 sec. to 4 sec. Wide enough to meet requirements from stop-action to scientific extended-time photography. You control shutter speeds in the Manual and Shutter-Priority modes. With Shutter-Priority Auto Exposure, the matching lens aperture is automatically selected. The F4 also features bulb (B) and time-exposure (T) settings for time-lapse or extended duration photography. You can also use the optional Multi-Control Backs for shutter speeds as long as nearly 1,000 hours!




Aperture-Priority Auto Exposure. You select aperture, the camera picks the matching metered shutter speed from 1/8000 sec. to 30 seconds. A simple, reliable operation because you just rotate the lens aperture ring, as before. No room for missetting — because an ADR (Aperture Direct Readout) window shows the lens aperture you set. You don't have to take your eye off the viewfinder when changing apertures.

There's a button, too, for confirming depth of field.



Programmed Auto Exposure. For the times when pinning down a rapidly moving subject — rather than picking subtle speed/aperture combinations — is your main concern, choose one of the F4's two program modes: Normal or High-Speed. The F4 then automatically determines the appropriate combination of shutter speed (between 1/8000 sec. and 30 sec.) and aperture for the metered exposure value. The High-Speed Program is especially suited for lenses of 135mm

and longer to minimize picture blur or for action photography. The controlled aperture value and shutter speed are indicated in the viewfinder LCD in 1/2 EV steps.



Exposure compensation. You can compensate exposure

within the range of $\pm 2\text{EV}$

by 1/3 steps via the exposure compensation dial. Also, since the exposure compensation mark and compensation value are shown in the viewfinder, you can operate this feature without taking your eye off your subject.



Auto Exposure lock. Perfect for recomposing your picture without changing the exposure reading. The metered exposure value is memorized, and this is indicated in the LCD display. For further convenience, both focus and exposure can be simultaneously locked with a turn of the lever provided.

F4 is ready to serve at your command.







The System.


Lenses



Fully compatible with your own imagination.

More than 30 years of Nikon lenses. Yes, you can use Nikon F-mount Nikkor and Nikon lenses dating back to more than 30 years with the F4: AI-S, AI, non-AI, modified AI and, of course, all Nikkor lenses with built-in computers, such as AF Nikkor and AI-P Nikkor lenses.

Naturally, the legendary F mount has grown in sophistication. You'll find that the F4 accepts three different communication systems — one for lenses with built-in computers, one for autofocus lenses with built-in motors, and one for those without electronic contacts. The F4's interface has the intelligence to manage all types. With AF, P, AI-S, AI Nikkor and



Nikon lenses, all metering systems — Matrix, Center-Weighted and Spot — operate. With modified AI lenses, you use Center-Weighted or Spot metering.

For autofocus operation, there's the AF Nikkor line. The powerful telephoto AF-I Nikkors, in particular, with their built-in coreless motors, offer lightning-fast autofocus. And with AF-I Teleconverters TC-14E or TC-20E*, designed especially for AF-I Nikkors, you can increase the effective focal length by 1.4X and 2.0X, respectively.

A full range of exposure controls operates, including metered Manual Exposure and Aperture-Priority Auto Exposure. Nikkor lenses with built-in microcomputer can, additionally, operate in the Shutter-Priority Auto Exposure and Programmed Auto Exposure modes. The lens aperture set is always visible in the ADR (Aperture Direct Readout) window.

Quality? You know the story. All Nikon lenses are made of the finest optical glass produced in Nikon's own glassworks. Technological innovations include Nikon Integrated Coating (NIC) for superior contrast and color rendition, Close-Range Correction (CRC) for exceptional quality from near to far and Extra-low Dispersion (ED) glass for virtually chromatic aberration-free telephoto lenses. Nikon-designed Internal Focusing (IF) also makes focusing totally responsive with no extension of the lens barrel.

From close-up to telephoto, from 6mm to 2000mm, Nikon's variety continues to be unmatched and growing, each lens delivering the kind of image quality professionals around the world have long depended on. And remember, with the F4, you can use more than 30 years worth of Nikon lenses.


*Autofocusing is possible only with an AF-I Nikkor lens having maximum aperture of f/2.8 or faster.

The System.

Interchangeable finders, focusing screens
&
finder accessories.

The F4 has four interchangeable finders, each one offering virtually 100% accuracy so what you see is what you get on the film.

As you can expect, the standard Multi-Meter Finder that comes with your F4 is die-cast, just like the camera body, for perfect rigidity and strength. Interchangeable focusing screens and finder accessories give you just the view you require.



You can see in your own way.



Interchangeable Viewfinders.

Multi-Meter Finder DP-20

High-eyepoint type. Built-in diopter adjustment dial -3 to +1 diopters, ISO-standard accessory shoe, compensation scale for special focusing screens, eyepiece shutter and metering system selector are incorporated.

AE Action Finder DA-20

Perfect for situations where normal viewing is difficult or impossible, such as when wearing a helmet or goggles, or with the camera encased in a special housing for underwater photography.

6X High-Magnification Finder DW-21

For critical high-magnification close-up work and photomicrography. The sophisticated optical system provides a clear, sharp view of entire image at an approx. 6x magnification. Fitted with a -5 to +3 diopter adjustment for individual eyesight correction. Rubber eyecup and rubber eyepiece cap are provided.

Waist-Level Finder DW-20

For use when the F4 is positioned at a low angle or on a copystand. Fold-up type viewing hood provided. The built-in flip-up magnifier provides an approx. 5x magnification at the center of the image for accurate focusing.




Type B



Type U



Type F



Type C



Type M



Type E



Type J



Type K



Type P



Type G

Interchangeable Focusing Screens.

Great for manual focusing and as composition aides, these special Nikon optics do not affect the F4's autofocus operation. All are made of Nikon ground glass. Types B, E, G1 - 4, U and F incorporate a 5mm circle for Spot Metering; Types B, E, K, J, P, U and F, a 12mm spot for Center-Weighted Metering. Additionally, Types B, E, K, P, C, J and U are of advanced BriteView configuration for the brightest, clearest images.

Types B, U, F: These offer unobstructed viewing and easy focusing on their overall matte surfaces. **Types C, M:** For taking high-magnification close-ups or for astrophotography.

Type E: With its grid pattern, this screen is ideal for architectural photography.

Type J: The microprism is great for general photography.

Type K: Features a matte Fresnel field with split-image rangefinder and microprism collar.

Type P: Split-image rangefinder, microprism and cross-hairs for composition make this screen ideal for general photography. Originally designed for Nikon space cameras.

Types G1 - 4: Perfect for shooting in dim light or for fast-moving subjects. There are four models available to match various focal lengths.



Finder Accessories

DR-3 Right-Angle Viewing Attachment

Provides an upright and unreversed image with right-angle viewing. Individual eyesight adjustment possible. Perfect for copy work.

DG-2 Eyepiece Magnifier

Gives 2x magnification of the cen-



Eyepiece Correction Lenses



DK-7

DK-2

tral portion of the finder image. Eyesight adjustment is provided.

DK-7 Eyepiece Adapter

Allows you to attach the DR-3 or DG-2 to the Multi-Meter Finder's eyepiece.


Eyepiece Correction Lenses

Same size models as those for the Nikon F3HP. These enable near-

sighted and farsighted photographers to view the finder image accurately without having to wear their glasses. Five lenses are available, from -3 to +2 diopters.

DK-2 Rubber Eyecup

Increases viewing comfort and prevents stray light from entering viewfinder.





The System.

Speedlights and Speedlight Accessories

In combination with a full line of Nikon Speedlights, the Nikon F4 sparks your creativity. The Matrix Balanced Fill-Flash expands the world of fill-flash photography, not only in daylight but also in twilight and at night. For boundlessly creative flash pictures.



SB-26



SB-27



SB-23



SB-22



SB-20



SB-16B



SK-6

The brilliance you've been looking for.

Nikon SB-26 Speedlight

The Nikon SB-26 with built-in autofocus illuminator offers a choice of various functions – Matrix Balanced Fill-Flash with fully automatic exposure level compensation or TTL flash with manual flash exposure compensation. Non-TTL auto and Full manual. Rear-Curtain Sync and strobo-effect operation whose interval length between flashes, number of flashes (up to 24) per second and flash output amount can be selected. Wireless Slave Flash capability means more flexible lighting. The flash coverage automatically adjusts for any focal length from 24 to 85mm because the lens information stored in the built-in microcomputer is transferred to the Speedlight. Built-in wide flash adapter covers 18mm or 20mm.

Nikon Speedlights SB-27/SB-23/SB-22/SB-20

Each unit is equipped with an illuminator that enables autofocus even in total darkness. Various types of balanced fill-flash photography and other operations are possible.

Nikon TTL multiple-flash system

You can select any combination of Nikon Speedlights – SB-26, SB-27, SB-23, SB-22, SB-20 or SB-16B – and use them with the TTL remote or TTL multi-flash sync cord. The camera body's built-in sensor automatically measures and controls the light from all units.

Nikon Power Bracket Unit SK-6

Not only does the SK-6 enable you to use the camera-mountable SB-26 or SB-22 as a grip-type flash, it also offers you remote-flash capability. Used as an external power source, in combination with the Speedlight's own power source, the SK-6 reduces minimum recycling time by about half and doubles the total number of flashes available. It can also be used with the Nikon DC Units SD-7 or SD-8.

The System.

Camera backs and remote control accessories



The Nikon F4 becomes a time machine.

MF-23



MF-22



MF-24

MB-23



Nikon Multi-Control Back MF-23

The optional MF-23 enables the imprinting of any of the following data: day, time, frame number, serial upcount number, fixed number, shutter speed/aperture and exposure compensation value. You can imprint the data both in-between and on the frames. Data which can be imprinted in each area varies. In addition, the MF-23 enables the F4 to function in more advanced ways — *Interval Timer*. Commencement time, interval time, number of shots taken and number of intervals can be input.

Exposure Delay. Remaining time before exposure and number of shots taken can be set.

Long Time Exposure. You can choose any duration from one second up to 999 hours, 999 minutes and 999 seconds.

Auto Bracketing. You can shoot up to 19 continuous frames, each with a different exposure.

Freeze Focus. Shutter is automatically released the moment the subject enters in-focus position.

Daily alarm, film alarm, film stop, and more.

Some of these functions work in combination, thus enhancing the F4's scope of applications.

Nikon Data Back MF-22

A compact alternative to the MF-23. It will imprint on the frame your choice of year/month/day, day/hour/minute (24-hour clock), month/day/year, or day/month/year — or leave the film as it is, with no imprint.


Nikon 250-Exp. Multi-Control Back MF-24

Especially recommended for sports or scientific/industrial applications, the MF-24 allows uninterrupted shooting of 250 exposures without changing film. Used with two 250-

Exposure MZ-1 Magazines for loading up to 10m (33 ft.) of bulk film. Also, the MF-24 includes the same multi-control and other features as those of the MF-23. Power sources include the Nikon Multi-Power High Speed Battery Pack MB-23, Nikon High Speed Battery Pack MB-21 or Nikon External Power Regulator MB-22.

Nikon Cable Release AR-3 and Double Cable Release AR-7 and AR-10

Essential for slow shutter speeds, these cable releases ensure one-hand, shutter release operation. The AR-3 and AR-7 plug into the release terminal of the camera body. The AR-10 plugs into the remote terminal of the Nikon High Speed Battery Pack MB-21, Nikon External Power Regulator MB-22 or Nikon Multi-Power High Speed Battery Pack MB-23.





▲ Interval Timer
◀ Auto Bracketing

MB-21/MB-22 MB-20



Remote Control Accessories

Everyone will like the Nikon F4's remote control accessories for unattended time-lapse photography or work sampling. The Modulate Remote Control Set ML-2 enables wireless remote control of cameras within 100m (109 yds), just as the Radio Control Set MW-2 does the same within 700m (765 yds); the Remote Cord MC-12A lets you operate the camera from up to 3m (3.3 yds) away. The quartz-controlled MT-2 Intervalometer is also available.

Nikon Connecting Cord MC-17S

The MC-17S is approx. 0.4m (1.3 ft.) long and can be used to fire two cameras almost simultaneously.

Nikon Battery Pack MB-20

The MB-20, powered by four AA-type alkaline batteries, also serves as the F4's grip.

Nikon High Speed Battery Pack MB-21

The MB-21 consists of a base with battery holder and a grip unit, each of which contains three AA-type alkaline or NiCd batteries. Shutter release button with lock function is provided at the bottom of the grip — convenient when shooting with the camera held vertically. Also included are battery checker LEDs and a remote terminal.

Nikon External Power Regulator MB-22

The MB-22, powered by an external constant-current power supply, consists of a grip, in common with the MB-21, and a main unit. The External Power Cord MC-11 plugs into the external power terminal of the MB-22.

Nikon Multi-Power High Speed Battery Pack MB-23

The complete system consists of unitized battery pack/hand grip assembly and one-piece battery tray MS-23 for AA-type alkaline or NiCd batteries, or optional NiCd Battery Unit MN-20. A remote terminal and the terminal for Multi-Control Back MF-24 are provided for the MB-23 as well as battery checker LEDs. Optional Quick Charger MH-20 can charge up to two MN-20 units sequentially, operate automatically with voltage from 100V to 240V.

Nikon External Battery Pack DB-6

For added power, especially during prolonged or low-temperature shooting, the Nikon F4E can count on the DB-6, which uses six D-type batteries, as an alternative power source. The DB-6 supplies 9V DC current via Nikon External Power Cord MC-28 which has a terminal that slides right into the MB-23.

Nikon Hand Strap AH-4

The AH-4 secures the camera comfortably in hand for a firm grip without hand fatigue. It will be particularly useful when using zoom and telephoto lenses.



Micro-Nikkor
55mm f/2.8



Micro-Nikkor
105mm f/2.8



Micro-Nikkor 200mm f/4 IF



Medical-Nikkor
120mm f/4 IF



No. 0



AF Micro-Nikkor
60mm f/2.8D



AF Micro-Nikkor
105mm f/2.8D



AF Micro-Nikkor
200mm f/4D IF-ED



AS-14



SB-21B

The System.

Close-up accessories

Discover the world of the microcosmos.

Nikon close-up equipment gives you access to the mysterious hidden world around you. Frees you to explore the microcosmos and record its secrets and breathtaking beauty. You discover familiar subjects in a totally new dimension; you see and examine a whole new range of textures and shapes. In a completely natural, true-to-life perspective.

And of course, all close-up accessories are built to Nikon's ultra-high professional standards.

Lenses for close-up

AF Micro-Nikkor 60mm f/2.8D, 105mm f/2.8D and 200mm f/4D IF-ED for autofocus and manual focus from infinity to life-size reproduction; three other Micro-Nikkor lenses, including 200mm f/4 IF, 105mm f/2.8 and 55mm f/2.8 for focus from infinity to 1/2 life-size, and also life-size with the addition of an extension ring. Use the TC-301 together with the Micro-Nikkor 200mm f/4 IF and it becomes a 400mm f/8 which can focus from infinity to 1:1 life-size.

The Medical-Nikkor 120mm IF lens features a built-in ring-light for automatic quick close-up photography.

Speedlight for close-up

The SB-21B TTL Macro Speedlight gives you a choice of flat front lighting or selective relief lighting with its dual-rotatable flash tubes. The SB-21B and the F4 automatically take care of exposure, while you work on the composition. The SB-21B also operates with manual control.

Nikon Close-up Attachment Lenses

The easiest, simplest way to get into close-up photography. Available models are 0, 1, 2, 3T, 4T, 5T and 6T. Lenses with "T" are for use with telephoto lenses and feature 2-element construction.

Nikon Auto Extension Rings

Compact and lightweight, Nikon Auto Extension Rings slide on and off your camera in seconds for a wide range of reproduction ratios. Models include the PK-11A, 12 and 13.

Nikon Bellows Attachment PB-6

Mounts between the F4 and the lens for close-up and macro photography. At the twist of a knob, you can vary lens extension at will, producing reproduction ratios from 1.1:1 up to 4:1 with a 50mm lens mounted normally. The lens can also be mounted in reverse to maintain aberration correction in the extreme close-up range. Optional accessories include PB-6E Extension Bellows, PB-6M Macro Copy Stand, PS-6 Slide Copying Adapter and PB-6D Bellows Spacer.

Nikon Repro-Copy Outfit PF-4

Enables you to make highly photographic copies of photographs, illustrations, drawings or diagrams.

*With Nikon High Speed Battery Pack MB-21, use of Nikon Camera Holder Adapter PA-4 is required.

Nikon Macro Adapter Ring BR-2A

Fits between the camera and lens to enable lenses to be mounted in reverse; an inexpensive means of obtaining a relatively high reproduction ratio. The BR-2A also increases the working distance for normal or wideangle lenses.

Nikon Focusing Stage PG-2

Simplifies close-up focusing when using a tripod-mounted F4.





- | | | |
|---------------------------------------|----------------------------|-------------------------------|
| 1 Self-timer indicator LED | 30 Sync terminal | 31 Exposure compensation dial |
| 2 AF-L button | 31 Meter coupling lever | 32 Film rewind lever (R1) |
| 3 AF-L/AE-L simultaneous lock lever | 32 Reflex mirror | 33 Shutter speed dial |
| 4 Depth-of-field preview button | 33 Lens release button | 34 Finder contacts |
| 5 Mirror lockup lever | 34 Focus mode selector | 35 Alert LED |
| 6 CPU contacts | 35 AE-L button | 36 Film rewind knob |
| 7 LCD illumination window (body side) | 36 Remote terminal | 37 Film rewind crank |
| | 37 Frame counter | 38 Film speed dial |
| | 38 Exposure mode selector | 39 Shutter release button |
| | 39 Multiple exposure lever | 40 Film advance mode selector |



Exposure Compensation Dial

Using the exposure compensation dial, you can compensate exposure within the range of ± 2 EV in $1/3$ EV increments. Because the exposure compensation mark and value appear in the viewfinder when the shutter release button is lightly pressed, you can set the compensation value with your eye on your subject through the viewfinder.



Shutter Speed Dial

For Manual and Shutter-Priority Auto Exposure, you can use any of 16 different shutter speeds from 4 sec. to $1/8000$ sec. Three other settings — B (bulb), T (long-time exposure) and X ($1/125$ sec.) — are also possible. For P modes and A mode, the shutter operates steplessly from 30 sec. to $1/8000$ sec.



Depth-of-Field Preview Button

By depressing the depth-of-field preview button, you stop the lens down to the aperture set, enabling you to examine depth of field before shooting. The viewfinder image normally darkens as the aperture gets smaller. Portions of the picture that appear in focus when the button is pressed are in the zone of sharpest focus.



Mirror Lockup Lever

When using super-telephoto lenses or doing photomicrography, it is necessary to reduce camera vibration to the absolute minimum. To lock the reflex viewing mirror in the "up" position, push in the depth-of-field preview button and rotate the mirror lockup lever counterclockwise until it stops.






Multiple Exposure Lever

When the lever is pushed out to the ready position, you can release the shutter without advancing the film. It is automatically reset to the original position. For more than two shots on the same frame, pull the lever before each additional exposure.

The basics.

NOMENCLATURE



- 1 Viewfinder illuminator switch
- 2 Finder release lever
- 3 Diopter adjustment knob
- 4 Metering system selector
- 5 Compensation value scale window
- 6 MB-21/22's shutter release button
- 7 Accessory shoe

- 8 LCD illumination window (finder side)
- 9 Film rewind lever (R2)
- 10 Eyepiece shutter lever
- 11 Viewfinder eyepiece
- 12 Release terminal
- 13 DX contacts
- 14 Data back contacts
- 15 Release lever
- 16 Tripod socket

- 17 Guide hole
- 18 Camera back hinge release
- 19 Exposure compensation value
- 20 Frame counter
- 21 ADR (Aperture Direct-Readout)
- 22 Focus indicators
- 23 Exposure compensation indicator

- 24 Flash ready-light signal
- 25 Body side display
- 26 Focus brackets
- 27 12mm-dia. reference circle
- 28 5mm-dia. reference circle
- 29 Finder side display
- 30 Metering system
- 31 Shutter speed
- 32 AE-lock indicator

- 33 Aperture (P/S)
- 34 A (A)
- 35 No indication (M)
- 36 P (P)
- 37 No indication (S/A/M)
- 38 S (S)
- 39 No indication (P/A/M)
- 40 Electronic analog display (M)
- 41 No indication (P/S/A)



Sync Terminal

A separate sync terminal is provided on the F4. It accepts all standard PC type plug-in sync cords, and is threaded for use with a Nikon screw-in sync cord. Use this terminal to attach flash units which do not have the standard ISO hot shoe.



Viewfinder Illuminator Switch

When it's dark, use the viewfinder illuminator to light up all viewfinder information and ADR lens aperture. Turn the switch on, and lightly press the shutter release button to illuminate the display. The illuminator automatically switches off as the viewfinder display disappears.



Diopter Adjustment Knob

This knob enables near- or farsighted photographers to adjust eyepiece diopter within a continuous range from -3 to +1. Pull the dial and rotate it in either direction until focused image appears sharp, then push back.



Eyepiece Shutter Lever

During self-timer operation, in automatic exposure modes, use the eyepiece shutter to prevent light from entering the eyepiece and adversely affecting the automatic exposure meter reading. Just turn the lever to the left to close the shutter. The eyepiece shutter is painted red to provide a visual reminder that it's in use.



Exposure Compensation Dial for Interchangeable Focusing Screens

Because the light metering system is incorporated in the finder, it may be necessary to compensate the measured value when using certain interchangeable focusing screens. Compensation is within the range from -2 to +0.5 EV in 0.5 EV steps.

The camera.

Specifications

Type of camera: Integral-motor 35mm single-lens reflex

Picture format: 24mm X 36mm (standard 35mm film format)

Lens mount: Nikon F mount

Lenses usable: AF Nikkor lenses, and Nikon F-mount lenses

Focus modes: Manual focus with electronic rangefinder and Autofocus

Autofocus: *Autofocus detection system:* TTL phase detection system using Nikon advanced AM200 autofocus module

Autofocus detection range: Approx. EV minus 1 to EV 18 at ISO 100 (under Nikon inspection conditions)

Autofocus actuation method: Single Servo or Continuous Servo

Autofocus lock: Possible by lightly pressing shutter release button in Single Servo AF mode or by using AF-L button; simultaneous use with AE-L button possible

Electronic rangefinder: Available in Manual focus mode with AF Nikkor lenses, AI-type Nikkor lenses including AI-modified Nikkor lenses and non-AI-type Nikkor lenses with a maximum aperture of f/5.6 or faster

Exposure metering: Matrix Metering (with Multi-Meter Finder DP-20); Center-Weighted Metering (with Multi-Meter Finder DP-20 or AE Action Finder DA-20); Spot Metering (with any finder)

Exposure meter switch: Activated by lightly pressing shutter release button; stays on for approx. 16 sec. after lifting finger from button

Metering range: EV 0 to EV 21 at

ISO 100 with f/1.4 lens; EV 2 to EV 21 with Spot Metering


Exposure control: Manual (M), and Programmed (Pi, P), Shutter-Priority (S) and Aperture-Priority (A) Auto Exposure

Auto exposure lock: Available by pressing AE-L button while meter is on

Exposure compensation: Possible using exposure compensation dial within ± 2 EV range in 1/3 EV steps

Multiple exposure: Via lever

Depth-of-field preview button:



Provides visual verification of depth of field; can be previewed in M or A mode; coaxial with mirror lockup lever

Reflex mirror: Automatic instant-return type with lockup facility

Shutter: Electromagnetically controlled vertical-travel focal-plane shutter; shutter balancer incorporated

Shutter release: Electromagnetic shutter by magnet trigger

Shutter speeds: Lithium niobate oscillator-controlled; controlled from 1/8000 to 30 sec. steplessly

in Pi, P or A mode; set from 1/8000 to 4 sec. in one EV steps in M or S mode; B, T and X (1/250 sec.)

Viewfinder: Nikon Multi-Meter Finder DP-20 provided as standard; fixed eyelevel pentaprism high-eyepoint type; 0.7X magnification with 50mm lens set at infinity; approx. 100% frame coverage; metering system selector, diopter adjustment knob, accessory shoe, compensation dial for focusing screens and eyepiece shutter lever provided;

interchangeable with Nikon AE Action Finder DA-20, Nikon 6X High-Magnification Finder DW-21 and Nikon Waist-Level Finder DW-20

Viewfinder information: By LCD — exposure compensation value, frame counter (additive type), metering system in use, shutter speed, aperture, exposure mode, electronic analog display, AE-Lock indicator; by ADR window — lens aperture; by LED display — focus indicators, exposure compensation mark and flash

ready-light. Illuminator switch provided for dim-light viewing

Eyepoint: Approx. 22mm

Focusing screen: Nikon advanced B-type BriteView screen with central focus brackets for autofocus operation; interchangeable with 12 optional screens

Film speed range: ISO 25 to 5000 for DX-coded film; ISO 6 to 6400 in 1/3 EV steps for manual setting

Film speed setting: At DX position, automatically set to ISO speed of DX-coded film used; manual override possible

Film loading: Film automatically advances to first frame when shutter release button is depressed once

Film advance: In S (single frame) shooting mode, film automatically advances one frame when shutter is released; in CH (Continuous high speed), CL (Continuous low speed) or CS (Continuous silent) shooting mode, shots are taken as long as shutter release button is depressed; shooting speed is approx. 5.7 fps (CH), 3.4 fps (CL) or 1.0 fps (CS) — for Continuous Servo Autofocus, with AF Zoom-Nikkor 35-80mm f/4-5.6D lens, new six AA-type alkaline batteries, a shutter speed of 1/250 sec. or faster, at normal temperature.

Frame counter: Two additive types provided — on top of camera and inside viewfinder (LCD)

Film rewind: Choice of automatic or manual; automatically rewinds when film rewind levers (R1) and (R2) are used; takes approx. 8 sec. per 36-exposure roll (with six AA-type batteries);

(with six AA-type batteries); stops automatically when film is rewound; manual rewind when RI lever is used

Self-timer: Electronically controlled 10 sec. exposure delay; blinking LED indicates self-timer operation; cancellable

Camera back: Hinged back; interchangeable with Nikon Data Back MF-22, Multi-Control Back MF-23 or 250-Exp. Multi-Control Back MF-24

Accessory shoe: Standard ISO-type hot-shoe contact; ready-light contact, TTL flash contact, monitor contact

Flash synchronization: 1/60 to 1/250 sec. in P_H, P or A mode; in M or S mode, shutter fires at speed set, and when set from 1/250 to 1/8000 sec., shutter is automatically set to 1/250 sec.; down to 30 sec. shutter is available by using SB-26 in rear-curtain sync in P_H, P or A mode

Flash ready-light: Viewfinder LED lights up when Nikon dedicated speedlight is ready to fire; blinks to warn of poor camera/speedlight connection or insufficient light for correct exposure

Autofocus flash photography: Possible with Nikon Autofocus Speedlights SB-26, SB-27, SB-23, SB-22 or SB-20

Power source: Nikon High Speed Battery Pack MB-21 (six AA-type alkaline or NiCd batteries), Battery Pack MB-20 (four AA-type alkaline batteries), External Power Regulator MB-22 or Multi-Power High Speed Battery Pack MB-23 (six AA-type alkaline or NiCd batteries, or MN-20 NiCd Bat-

tery Unit)

Number of 36-exposure film rolls per set of fresh batteries:

Batteries		At 20°C (68°F)	At -10°C (14°F)
Multi-Power High Speed Battery Pack MB-23	Alkaline (LR6)	approx. 90	approx. 15
	NiCd Battery Unit MN-20	approx. 150	approx. 80
High Speed Battery Pack MB-21	Alkaline (LR6)	approx. 90	approx. 15
	NiCd batteries	approx. 70	approx. 35
Battery Pack MB-20	Alkaline (LR6)	approx. 30	approx. 5

*For Continuous Servo Autofocus with AF Zoom-Nikkor 35-80mm f/4-5.6D lens, film advance mode selector at CH and a shutter speed of 1/250 sec. or faster.



Checking battery power: Battery power is sufficient if viewfinder LCD appears when shutter release button is lightly pressed; LCD remains on for approx. 16 sec. after finger is removed from button; battery power insufficient if LCD turns off immediately after finger is removed from shutter release button; if no data appears and shutter does not operate, batteries are exhausted or improperly loaded

Dimensions (W×H×D): With Multi-Power High Speed Battery

Pack MB-23: 169×157×77mm (6.7×6.2×3.0 in.), with High Speed Battery Pack MB-21: 169×139×77mm (6.7×5.5×3.0 in.), with Battery Pack MB-20: 169×118×77mm (6.7×4.7×3.0 in.)

Weight (body only): With Multi-Power High Speed Battery Pack MB-23: approx. 1,400g (49.4 oz.), with High Speed Battery Pack MB-21: approx. 1,280g (45.1 oz.), with Battery Pack MB-20: approx. 1,090g (38.4 oz.)

Dimensions (W×H×D):

79×135×101mm

(3.1×5.3×4.0 in.)

Weight (without batteries):

380g (13.4 oz.)

MF-23/24 Specifications:

Usable film speeds: ISO 25-3200

Imprint data: Year/Month/Day, Month/Day/Year, Day/Month/Year, Day/Hour/Minute, Hour/Minute/Second, frame count, sequence number, fixed number, shutter speed/aperture, exposure compensation value, no imprint

Imprint location: In frame, between frames, or both

Other functions: Interval-timer, exposure delay, auto bracketing, long time exposure, freeze focus, daily alarm, film alarm, film stop

Max. no. of frames: 250 frames (MF-24 only)

Power source

MF-23: Two 1.55V silver-oxide (SR44 type) batteries

MF-24: For the MB-21, six AA-type alkaline (LR6) or NiCd batteries; for the MB-23, six AA-type alkaline (LR6) or NiCd batteries, or MN-20 NiCd Battery Unit

Dimensions (W×H×D)

MF-23: 160×56×30mm

(6.3×2.2×1.2 in.)

MF-24: 329.5×98.5×87mm

(13.0×3.9×3.4 in.)

Weight (without batteries)

MF-23: 120g (4.2 oz.)

MF-24: 1315g (46.4 oz.)

MF-22 Specifications:

Usable film speed: ISO 32-3200

Imprint data: Day/Month/Year, Month/Day/Year, Year/Month/Day, Day/Hour/Minute; no imprint

Power source: One CR2025 battery

Dimensions (W×H×D): 160×56×22mm (6.3×2.2×0.9 in.)

Weight (without batteries): 100g (3.5 oz.)

SB-26 Specifications:

Guide number: Approx. 50 at 85mm, 42 at 50mm, 36 at 35mm, 30 at 24mm (m, ISO 100)

No. of flashes (with fresh alkaline batteries at full output): 100

Special functions: Power zoom (24mm, 28mm, 35mm, 50mm, 70mm, 85mm), built-in wide flash adapter (18mm or 20mm), built-in bounce card, Rear-Curtain Sync, Repeating Flash, Wireless Slave Flash, flash exposure compensation, auto power off, AF illuminator provided

Power source: Four 1.5V AA-type alkaline or NiCd batteries; external battery usable

AF Nikkor lenses electronically communicate all the necessary information required for perfect operation within current Nikon autofocus SLR systems. Nikon does not assume responsibility if malfunctions or damage occurs to the F4 when lenses and/or accessories of other makers are used with it. For these reasons, we recommend the use of AF Nikkor lenses and Nikon system accessories.

*Exclusively sold in U.S.A.

Specifications apply when fresh batteries are used at normal temperature (20°C). Specifications and designs are subject to change without notice.

For F4-series cameras, Nikon offers three versions — Nikon F4e with Multi-Power High Speed Battery Pack MB-23 containing six AA-type alkaline or NiCd batteries, or NiCd Battery Unit MN-20, Nikon F4s with High Speed Battery Pack MB-21 containing six AA-type alkaline or NiCd batteries, and Nikon F4 with Battery Pack MB-20 containing four AA-type alkaline batteries.

The Nikon autofocus SLR system is designed based on the premise that any of its components, such as the F4-series, F90X/N90s*, F70/N70*, F-601/N6006*, F50/N50*, AF Nikkor lenses, Nikon Speedlights and Nikon accessories will be used integrally, with one another.

Lens Compatibility.

Lens List

Lens	Focusing		Exposure mode				Metering system		
	Autofocus	Manual w/electronic rangefinder	Programmed Auto	Shutter-Priority Auto	Aperture-Priority Auto	Manual	Matrix Metering	Center-Weighted	Spot Metering
AF NIKKOR									
AF 20-35mm f/2.8D IF	●	●	●	●	●	●	●	●	●
AF 24-50mm f/3.3-4.5	●	●	●	●	●	●	●	●	●
AF 28-70mm f/3.5-4.5D	●	●	●	●	●	●	●	●	●
AF 28-80mm f/3.5-5.6D	●	●	●	●	●	●	●	●	●
AF 28-85mm f/3.5-4.5	●	●	●	●	●	●	●	●	●
AF 35-70mm f/2.8D	●	●	●	●	●	●	●	●	●
AF 35-80mm f/4-5.6D	●	●	●	●	●	●	●	●	●
AF 35-105mm f/3.5-4.5D IF	●	●	●	●	●	●	●	●	●
AF 35-135mm f/3.5-4.5	●	●	●	●	●	●	●	●	●
AF 70-210mm f/4-5.6D	●	●	●	●	●	●	●	●	●
AF 75-300mm f/4.5-5.6	●	●	●	●	●	●	●	●	●
AF 80-200mm f/2.8D ED	●	●	●	●	●	●	●	●	●
AF 80-200mm f/4.5-5.6D	●	●	●	●	●	●	●	●	●
AF 18mm f/2.8D	●	●	●	●	●	●	●	●	●
AF 20mm f/2.8D	●	●	●	●	●	●	●	●	●
AF 24mm f/2.8D	●	●	●	●	●	●	●	●	●
AF 28mm f/1.4D	●	●	●	●	●	●	●	●	●
AF 28mm f/2.8D	●	●	●	●	●	●	●	●	●
AF 35mm f/2D	●	●	●	●	●	●	●	●	●
AF 50mm f/1.4D	●	●	●	●	●	●	●	●	●
AF 50mm f/1.8	●	●	●	●	●	●	●	●	●
AF 85mm f/1.8D	●	●	●	●	●	●	●	●	●
AF 180mm f/2.8D IF-ED	●	●	●	●	●	●	●	●	●
AF 300mm f/2.8 IF-ED	●	●	●	●	●	●	●	●	●
AF 300mm f/4 IF-ED	●	●	●	●	●	●	●	●	●
AF Fisheye 16mm f/2.8D	●	●	●	●	●	●	●	●	●
AF Micro 60mm f/2.8D	●	●	●	●	●	●	●	●	●
AF Micro 105mm f/2.8D	●	●	●	●	●	●	●	●	●
AF Micro 200mm f/4D IF-ED	●	●	●	●	●	●	●	●	●
AF DC 105mm f/2D	●	●	●	●	●	●	●	●	●
AF DC 135mm f/2	●	●	●	●	●	●	●	●	●
AF-I NIKKOR									
AF-I 300mm f/2.8D IF-ED	●	●	●	●	●	●	●	●	●
AF-I 400mm f/2.8D IF-ED	●	●	●	●	●	●	●	●	●
AF-I 500mm f/4D IF-ED	●	●	●	●	●	●	●	●	●
AF-I 600mm f/4D IF-ED	●	●	●	●	●	●	●	●	●
ZOOM									
28-85mm f/3.5-4.5		●			●	●	●	●	●
35-70mm f/3.3-4.5		●			●	●	●	●	●
35-105mm f/3.5-4.5		●			●	●	●	●	●
35-135mm f/3.5-4.5		●			●	●	●	●	●
35-200mm f/3.5-4.5		●			●	●	●	●	●
80-200mm f/4		●			●	●	●	●	●
50-300mm f4.5 ED		●			●	●	●	●	●
100-300mm f/5.6		●			●	●	●	●	●
180-600mm f/8 ED					●	●	●	●	●
1200-1700mm f/5.6-8 P IF-ED			●	●	●	●	●	●	●
WIDEANGLE									
13mm f/5.6		●			●	●	●	●	●
15mm f/3.5		●			●	●	●	●	●
18mm f/3.5		●			●	●	●	●	●
20mm f/2.8		●			●	●	●	●	●

Lens	Focusing		Exposure mode				Metering system		
	Autofocus	Manual w/electronic rangefinder	Programmed Auto	Shutter-Priority Auto	Aperture-Priority Auto	Manual	Matrix Metering	Center-Weighted	Spot Metering
24mm f/2		●			●	●	●	●	●
24mm f/2.8		●			●	●	●	●	●
28mm f/2		●			●	●	●	●	●
28mm f/2.8		●			●	●	●	●	●
35mm f/1.4		●			●	●	●	●	●
35mm f/2		●			●	●	●	●	●
NORMAL									
50mm f/1.2		●			●	●	●	●	●
50mm f/1.4		●			●	●	●	●	●
50mm f/1.8		●			●	●	●	●	●
TELEPHOTO									
85mm f/1.4		●			●	●	●	●	●
105mm f/1.8		●			●	●	●	●	●
105mm f/2.5		●			●	●	●	●	●
135mm f/2		●			●	●	●	●	●
135mm f/2.8		●			●	●	●	●	●
180mm f/2.8 ED		●			●	●	●	●	●
200mm f/2 IF-ED		●			●	●	●	●	●
200mm f/4		●			●	●	●	●	●
300mm f/2.8 IF-ED		●			●	●	●	●	●
300mm f/4.5 IF-ED		●			●	●	●	●	●
400mm f/2.8 IF-ED		●			●	●	●	●	●
400mm f/3.5 IF-ED		●			●	●	●	●	●
400mm f/5.6 IF-ED		●			●	●	●	●	●
500mm f/4 P IF-ED		●	●	●	●	●	●	●	●
600mm f/4 IF-ED		●			●	●	●	●	●
600mm f/5.6 IF-ED		●			●	●	●	●	●
800mm f/5.6 IF-ED		●			●	●	●	●	●
REFLEX									
500mm f/8					▲ ¹	▲ ¹		▲ ²	
1000mm f/11					▲ ¹	▲ ¹		▲ ²	
2000mm f/11					▲ ¹	▲ ¹		▲ ²	
FISHEYE									
6mm f/2.8		●			●	●	●	●	●
8mm f/2.8		●			●	●	●	●	●
16mm f/2.8		●			●	●	●	●	●
SPECIAL PURPOSE									
PC 28mm f/3.5					▲ ³	▲ ³		▲ ⁴	
PC 35mm f/2.8					▲ ³	▲ ³		▲ ⁴	
Noct 58mm f/1.2		●			●	●	●	●	●
Micro 55mm f/2.8		●			●	●	●	●	●
Micro 105mm f/2.8		●			●	●	●	●	●
Micro 200mm f/4 IF		●			●	●	●	●	●
Medical 120mm f/4 IF		●				▲ ⁵		▲ ²	
UV 105mm f/4.5		●			●	●	●	●	●

▲¹ Aperture cannot be selected.

▲² Exposure compensation necessary. (See focusing screen's instruction sheet.)

▲³ Exposure determined by presetting lens aperture. Exposure must also be determined before shifting; in A mode, use AE-L button before shifting.

▲⁴ Stop-down measurement possible. With aperture of f/5.6 or slower, set exposure compensation dial (or focusing screen exposure compensation dial for flash photography) to -1. With 400mm f/5.6 lens, compensate exposure to -1 when the lens aperture is set at f/8 or slower.

▲⁵ With shutter speed set to 1/125 sec. or slower. Flash necessary.

Nikon®
We take the world's
greatest pictures.®



NIKON CORPORATION

FUJI BLDG., 2-3, MARUNOUCHI 3-CHOME, CHIYODA-KU, TOKYO 100, JAPAN
PHONE: 81-3-3214-5311 TELEX: NIKON J22601 FAX: 81-3-3201-5856

Printed in Japan (9508/O) Code No. 8CE40900



1995
World
Gymnastics
Championships
in
Sabae

British
Open
Golf

Official Camera

